

Daikin E-Parts

Daikin E-Parts allows you to streamline spare parts inquiries and facilitate the ordering process. It is designed to become a valuable extension of your Daikin business.

How does it work?



- Search the Spare Parts list (by model, part number, name, etc).
- View the Spare Parts illustration along with the Parts list.
- Check ex. warehouse price and availability.
- Place the Purchase Order for parts you wish to order.
- View the corresponding Service Manuals.
- Lodge a warranty claim request.

Why do you need the E-Parts Bank?

- Gain 24/7 access to parts information, prices and availability.
 - Experience the ease of placing orders.
 - Avail of reduced processing time.



How can it be accessed?



- Log in to the Daikin Business Portal my.daikinmea.com with your assigned login credentials.
- If you don't have your login credentials yet, please request the support of your Daikin representative.
- Click on E-Parts Bank under the Home menu.

Steps for Accessing the E-Parts Bank

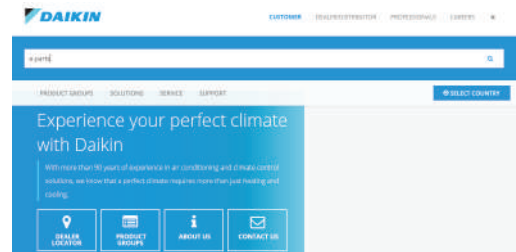
01

Go to www.daikinmea.com and select your country.



02

Search for E-Parts webshop and click the result.



03

Click on Log



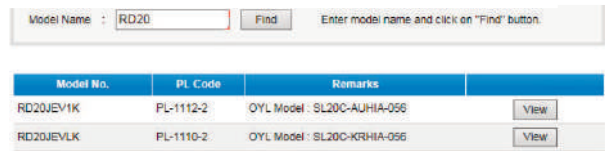
04

Enter your assigned login in credentials to access.



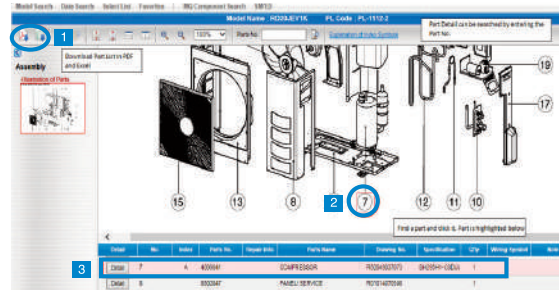
05

- Click 'Find' and enter a model name. The complete model number is not necessary.
- Then click 'View' for more details.



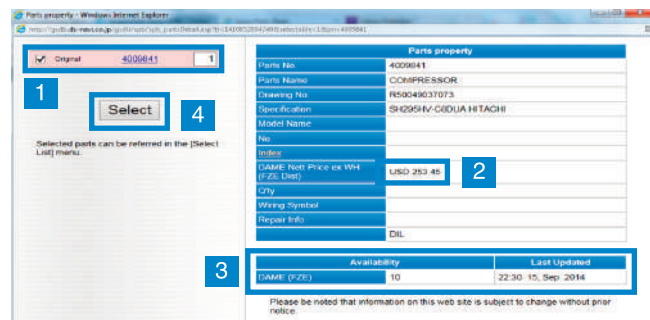
06

1. Find a part and click on it.
2. The part is highlighted as in the sample below.
3. Click on 'Detail' to check the description of the Parts along with the price and availability, then proceed to order.
4. You can download 'Part' in PDF and Excel format as needed.

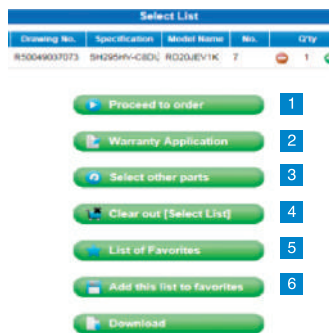


07

1. Click on 'Part No' to see the Parts info and details.
2. The net Daikin Egypt price will be displayed.
3. Daikin Egypt stock availability is also shown, which helps you to plan procurement.
4. Click on 'Select' to choose the Parts for order.



08

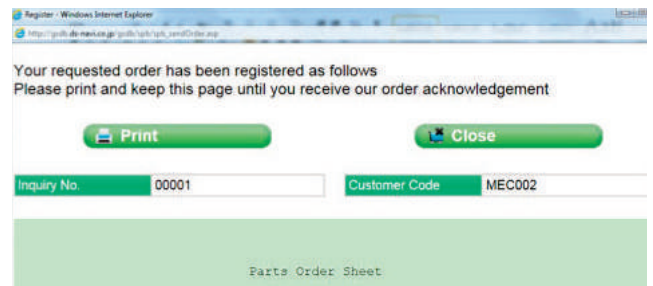


A dropdown list will allow you to do any of the following:

1. Order
2. Apply for Warranty
3. Add More Parts
4. Clear List
5. See Parts in Favorites
6. Add Parts to Favorites

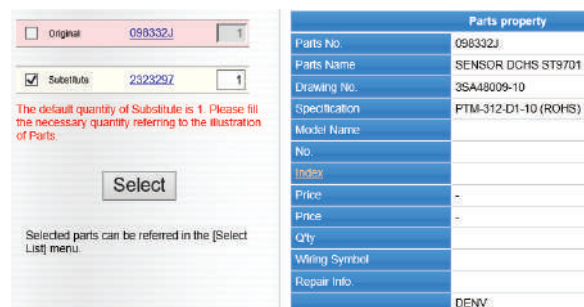
09

You will receive an order reference number in the system similar to the one shown below. You will get a message on your registered email confirming the order placed. A copy of this order is sent to service@daikinegypt.com for processing. Our team will then be in touch once order is processed and completed.



10

Substitute Parts Identification



In case any Part Number is substituted with another Part number, it would be easily identified. Refer to sample image.

DAIKIN AIR CONDITIONING EGYPT S.A.E.

Post Code 11728, Maddi Nile Corniche, in front of Water Police Club, the tower of Foreign countries Workers/286029. Tel: (+20) 2 2526 3164
 Email: info@daikinegypt.com | Web: www.daikinegypt.com